

GONDOLA ENDS INSTRUCTIONS

PLEASE KEEP INSTRUCTIONS FOR FUTURE USE / REFERENCE

IMPORTANT

- Read the instructions before assembling the product.
- No tools are required for this assembling.
- Each piece is marked with a number.
- If possible, ask someone to help you. One person should be enough.
- If this item becomes unstable, do not continue to use.
- Do not store in direct sunlight.
- Keep away from heat sources such as open fires or similar hazards.
- KEEP AWAY FROM FIRE.
- Natural product; store in a cool dry environment.
- Do not use aggressive chemicals to clean.
- Use a soft cloth to clean the product.
- This product is made from natural materials, please be mindful of any sharp edges.
- Do not move the product when loaded. Unload it completely to be moved.
- Boxes are heavy. Make sure they dont fall over, otherwise the product can be damaged.



PRODUCT INFO

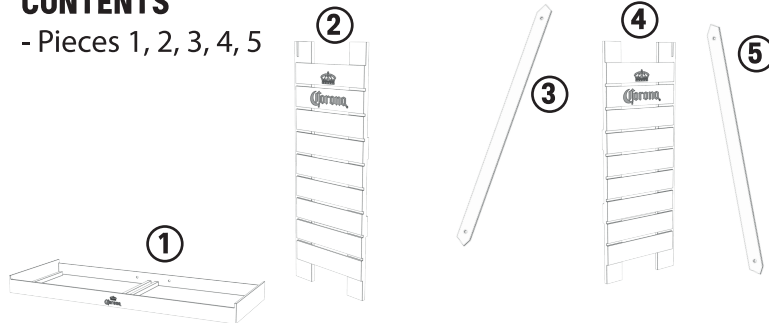
Size spec: 1500 high x 1200 wide x 460 depth (mm)

Weight: 30 kg

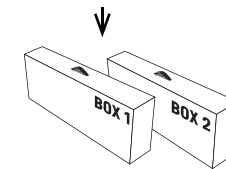

Weight capacity of the product stated: 180 kg (360 bottles)

CONTENTS

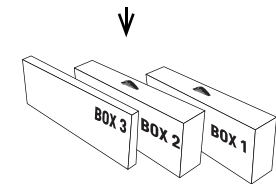
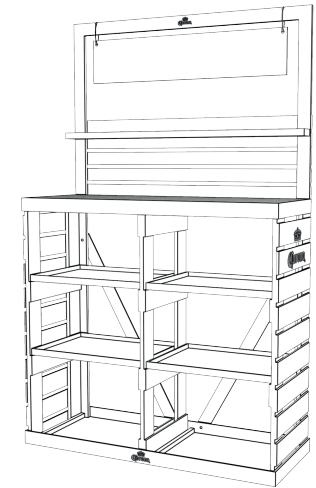
- Pieces 1, 2, 3, 4, 5



MODEL BASIC



MODEL BASIC + EXTRAS




IF YOU HAVE ANY DOUBTS, SCAN THE QR CODE TO FIND VIDEOS AND PHOTOS

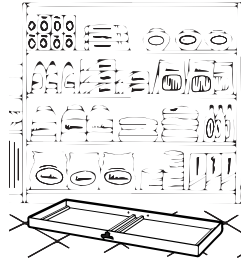


ASSEMBLY INSTRUCTIONS

IF YOU HAVE ANY DOUBTS, SCAN THE QR CODE TO FIND VIDEOS AND PHOTOS

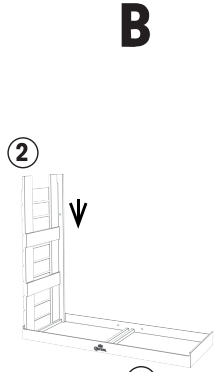


OPEN BOX 1 AND TAKE ALL THE PIECES OUT



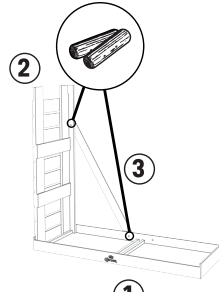
PLACE PIECE 1 WHERE YOU WANT THE FURNITURE TO BE PLACED

A




FIT 2 INSIDE 1

B



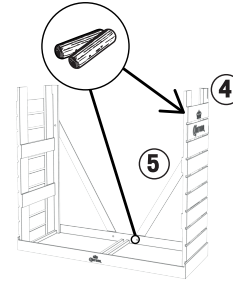
USE THE DOWELS TO FIT 3 TO 1 AND 2

C



FIT 4 INSIDE 1

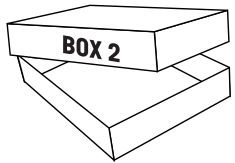
D



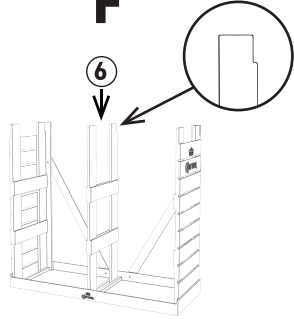
USE THE DOWELS TO FIT 5 TO 1 AND 4

E

THIS SLOT MUST GO UPWARDS AND BACKWARDS



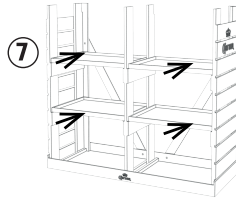
OPEN BOX 2



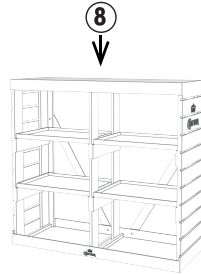
SET 6 IN THE MIDDLE OF 1

F

G



H



SET 8 ON THE TOP MAKE SURE THAT PIECES 2, 4 & 6 FIT CORRECTLY

H

L



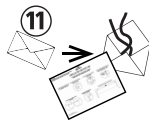
M

SAVE THE INSTRUCTIONS IN THE ENVELOPE




KEEP THE BOXES IN A SAFE PLACE FOR FURTHER TRANSPORT

I



TAKE THE ENVELOPE AND FOLLOW THE INSTRUCTIONS

J



K



GONDOLA ENDS INSTRUCTIONS

PLEASE KEEP INSTRUCTIONS FOR FUTURE USE / REFERENCE

IMPORTANT

- Read the instructions before assembling the product.
- No tools are required for this assembling.
- Each piece is marked with a number.
- If possible, ask someone to help you. One person should be enough.
- If this item becomes unstable, do not continue to use.
- Do not store in direct sunlight.
- Keep away from heat sources such as open fires or similar hazards.
- KEEP AWAY FROM FIRE.
- Natural product; store in a cool dry environment.
- Do not use aggressive chemicals to clean.
- Use a soft cloth to clean the product.
- This product is made from natural materials, please be mindful of any sharp edges.
- Do not move the product when loaded. Unload it completely to be moved.
- Boxes are heavy. Make sure they don't fall over, otherwise the product can be damaged.



PRODUCT INFO



Size spec: 1900 high x 1200 wide x 460 depth (mm)

Weight: 30 kg

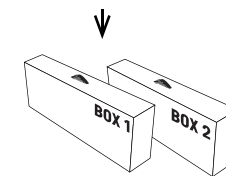

Weight capacity of the product stated: 180 kg (360 bottles)

CONTENTS

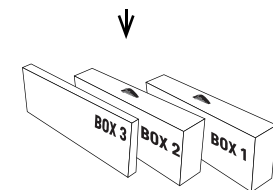
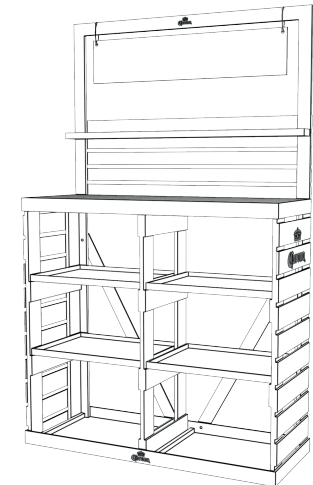
- Pieces 12 , 13



MODEL BASIC



MODEL BASIC + EXTRAS



IF YOU HAVE ANY DOUBTS, SCAN THE QR CODE TO FIND VIDEOS AND PHOTOS

